

G-48 SERIES

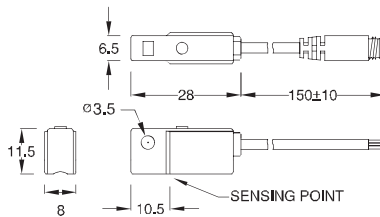


Magnetic switch

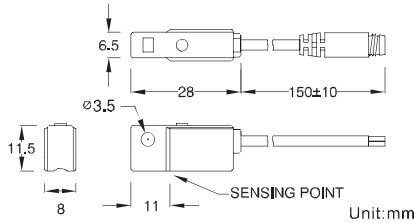


■ DIMENSION

G-48N, G-48P / G-48N-QD, G-48P-QD

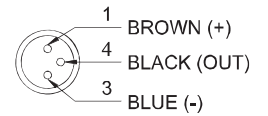


G-48R / G-48R-QD

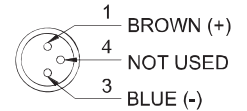


■ QD PINOUT

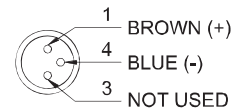
*3 wire QD wiring



*2 wire QD wiring



*2 wire EQD wiring



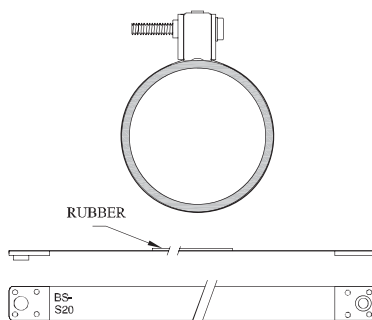
■ SPECIFICATION

TYPE	G -48R	G -48N	G -48P
CONNECT DIAGRAM			
CHARACTERISTICS			
WIRING METHOD	2-Wire Type	3-Wire Type	
SWITCHING LOGIC	SPST, Normally Open	Solid State Output, Normally Open	
SENSOR TYPE	Reed Switch	NPN Current Sinking	PNP Current Sourcing
OPERATING VOLTAGE	5-240V DC/AC	5-28V DC	
SWITCHING CURRENT	100 mA max.	50 mA max.	
CONTACT RATING	10 W max.	1.5 W max.	
CURRENT CONSUMPTION	--	10 mA @ 24V DC max.	
VOLTAGE DROP	2.5 V max.	1.5V @ 50 mA max.	
LEAKAGE CURRENT	--	0.01 mA max.	
INDICATOR	Red LED		Green LED
CABLE	ø3.3, 2C, PVC	ø3.3, 3C, PVC	
OPERATING FREQUENCY	200 Hz	1000 Hz	
MAGNET REQUIREMENT (NOTE 1)	100 Gauss	75 Gauss	
TEMPERATURE RANGE	-10~70°C		
SHOCK (NOTE 2)	30 G	50 G	
VIBRATION (NOTE 3)	9 G		
ENCLOSURE CLASSIFICATION	IEC 529 IP 67		
PROTECTION CIRCUIT (NOTE 4)	1	3,4	


NOTE:

- Measuring standard target: ø15.5xø8x5t (Anisotropy rubber magnet)
- Sin wave / X, Y, Z 3 directions / 3 times each direction / 11 ms each time.
- Double amplitude 1.5 mm / 10Hz-55Hz-10Hz (Sweep 1 min) / X, Y, Z 3 directions / 1 hour each time.
- 1=None / 2=Short-circuit / 3=Power Source Reverse polarity / 4=Surge Suppression

■ MOUNTING CLAMPS



BS Series



GENTLE AUTOMATIC SOLUTION SDN BHD

No.36, Jalan Industri USJ 1/13, Taman Perindustrian USJ 1, 47600 Subang Jaya, Selangor.

TEL: 603-8023 7743 / 8743 FAX: 603-8023 9743 email:sales@gentle.com.my