

KP61

SERIES

Features

- Digital pressure gauge
- Setting pressure range : Vacuum (10~-101 kPa)
Positive (-0.100~1.000 MPa)
- Programmable pressure unit :
kPa 、 MPa 、 kgf/cm² 、 bar 、 psi
- IP65 enclosure

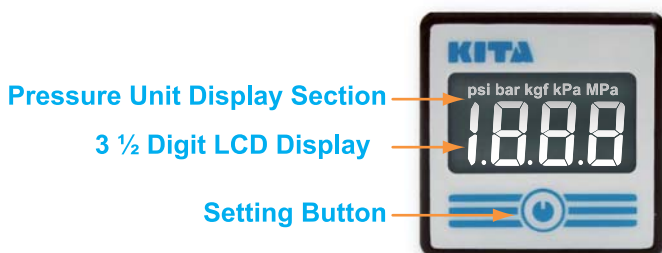


SPECIFICATIONS

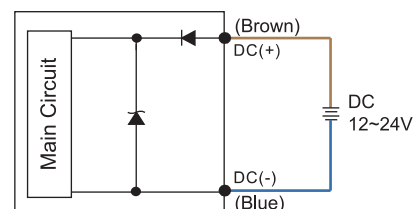
TYPE		KP61V (Vacuum)	KP61P (Positive)
Rated pressure range		0 ~ -101 kPa	0.000 ~ 1.000 MPa
Display pressure range		10 ~ -101 kPa	-0.100 ~ 1.000 MPa
Withstand pressure		300 kPa	1.5 MPa
Applicable fluid			
Filtered air, incombustible and non-corrosive gases			
Pressure resolution	kPa	1	-
	MPa	-	0.001
	kgf/cm ²	0.01	0.01
	bar	0.01	0.01
	psi	0.1	0.1
Power supply voltage		12 to 28V DC ±10%, Ripple (P-P) 10% or less	
Current consumption		10mA	
Sampling rate		2 Hz (2 times/sec.)	
Repeatability		±1% F.S. ±1 digit	±0.2% F.S. ±1 digit
LCD display		3 ½ digit, 7 segment	
Indicator accuracy		±2% F.S. ±1 digit (ambient temperature: 25 ±3 °C)	
Environment	Enclosure	IP 65 *1	
	Ambient temp. range	Operation: 0 ~ 50 °C, storage: -10 ~ 60 °C (No condensation or freezing)	
	Ambient humidity range	Operation/Storage: 35 ~ 85% RH (No condensation)	
	Withstand voltage	1000V AC in 1-min (between case and lead wire)	
	Insulation resistance	50MΩ (at 500V DC, between case and lead wire)	
	Vibration	Total amplitude 1.5mm or 10G, 10Hz-55Hz-10Hz scan for 1 minute, two hours each direction of X, Y and Z	
Shock		100m/s ² (10G), 3 times each in direction of X, Y and Z	
Temperature characteristic		±2% F.S. of detected pressure (25 °C) at temp. range of 0~50 °C	
Port size		F1:R1/8", M5; F2:NPT1/8", #10-32 UNF; F3:G1/8"(BSPP), M5	
Lead wire		Oil-resistance cable (0.15mm ²)	
Weight		Approx. 60g (with 2 meter lead wire), Approx. 40g (with M8 4Pin male connector)	

*1. Air tube must be installed to maintain IP65.

PANEL DESCRIPTION



CIRCUIT WIRING DIAGRAM



* Pressure display only, no switch output function.

GENTLE AUTOMATIC SOLUTION SDN BHD

No. 36 Jalan Industri USJ 1/13, Taman Perindustrian USJ 1, 47600 Subang Jaya, Selangor.

TEL: 603-8023 7743 / 8743 FAX: 603-8023 9743 email: sales@gentle.com.my

■ ORDERING INFORMATION

K P 6 1 P - F 1 -

Pressure Range

V : Vacuum
 (10 ~ -101 kPa)
 P : Positive
 (-0.100 ~ 1.000 MPa)

Pressure Port

F1 : R1/8", M5
 F2 : NPT1/8", #10-32 UNF
 F3 : G1/8"(BSPP), M5


Cable Length / Connector

Blank : With 2 meter cable
 QD : With M8 4Pin male connector

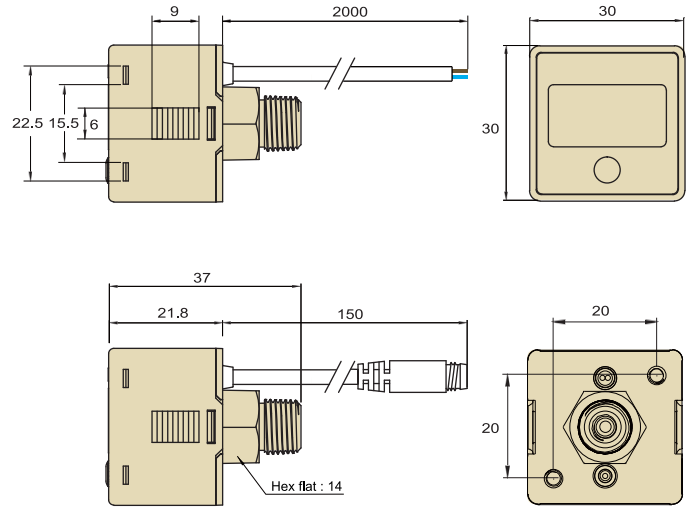
Optional Parts

M84R-W0039-2M : M8 4Pin female connector
 BT-5 : Mounting bracket
 BT-6 : Mounting bracket
 PA-C : Panel adapter
 PA-D : Panel adapter + Front protective lid

Optional Parts

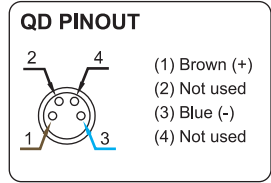
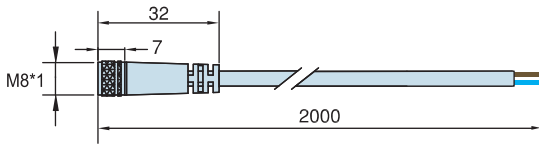


■ DIMENSIONS

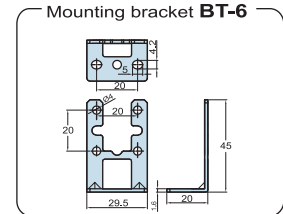
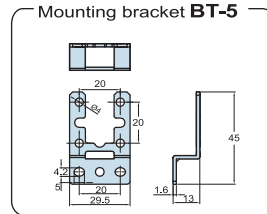
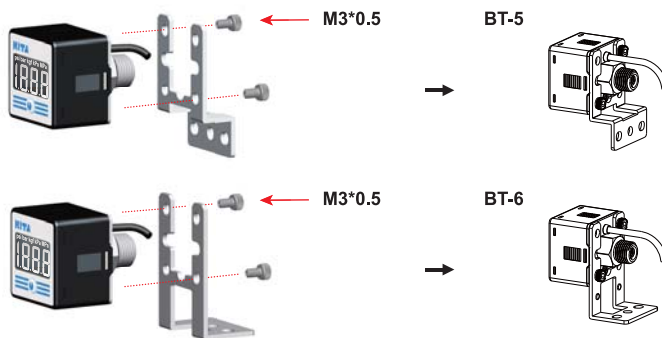


■ OPTIONAL PARTS DIMENSIONS

1 M8 Female Connector model : M84R-W0039-2M



2 Mounting Bracket



3 Panel Mount Adapter + Front Protective Lid

