


Heat Resistant 2-Color Indication Type Solid State Auto Switch: Rail Mounting Style D-F7NJL



Grommet

- Improved heat resistant type
- The proper operating range can be determined by the color of the light.
(Red → Green ← Red)



Caution

Precautions

Auto switch which can be mounted on heat resistant, compact cylinder, CDQ2-XB14. For using for other cylinders, please confirm SMC.
D-F7NJL is not applicable for the heat resistant type (-XB6) since a magnet is not built in it.

Auto Switch Specifications

PLC: Programmable Logic Controller

D-F7NJL (With indicator light)	
Auto switch model	D-F7NJL
Wiring type	3-wire
Output type	NPN
Applicable load	Relay, PLC
Power supply voltage	24 VDC (20 to 26 VDC)
Current consumption	25 mA or less
Load voltage	28 VDC or less
Load current	40 mA or less
Internal voltage drop	0.8 V or less
Leakage current	100 μA at 24 VDC
Indicator light	Operating range Red LED illuminates. Proper operating range Green LED illuminates.
Ambient temperature	Sensor section: 0 to 150°C Amplifier section: 0 to 60°C
Impact resistance	Sensor section: 1000 m/s ² Amplifier section: 300 m/s ²
Standard	CE marking

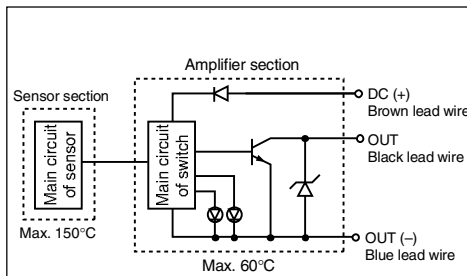
- Lead wires — Between sensor and amplifier: Heat resistant heavy-duty cord, ø3.4, 3 m
Grommet on amplifier: Oilproof heavy-duty vinyl cord, ø3.4, 0.2 mm², 3 cores (Brown, Black, Blue), 3 m

Mass

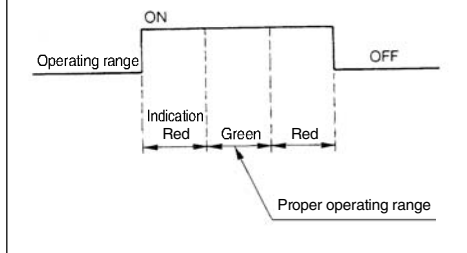
(g)

Auto switch model	D-F7NJ	
Lead wire length (m)	0.5	—
	3	170
	5	210

Auto Switch Internal Circuit



Indicator light/Display method



Dimensions

(mm)

