

Solid State Auto Switch Band Mounting Style D-H7A1/D-H7A2/D-H7B



Grommet



Auto Switch Specifications

PLC: Programmable Logic Controller

D-H7□ (With indicator light)			
Auto switch model	D-H7A1	D-H7A2	D-H7B
Wiring type	3-wire		2-wire
Output type	NPN	PNP	—
Applicable load	IC circuit, Relay, PLC		24 VDC Relay, PLC
Power supply voltage	5, 12, 24 VDC (4.5 to 28 VDC)		—
Current consumption	10 mA or less		—
Load voltage	28 VDC or less	—	24 VDC (10 to 28 VDC)
Load current	40 mA or less	80 mA or less	5 to 40 mA
Internal voltage drop	1.5 V or less (0.8 V or less at 10 mA load current)	0.8 V or less	4 V or less
Leakage current	100 μ A or less at 24 VDC		0.8 mA or less at 24 VDC
Indicator light	Red LED illuminates when turned ON.		
Standard	CE marking		

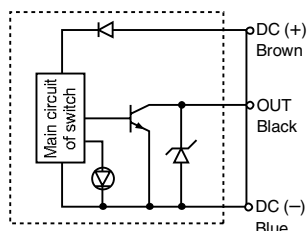
• Lead wires — Oilproof heavy-duty vinyl cord, ϕ 3.4, 0.2 mm², 3 cores (Brown, Black, Blue), 2 cores (Brown, Blue), 0.5 m

Note 1) Refer to page 1272 for solid state auto switch common specifications.

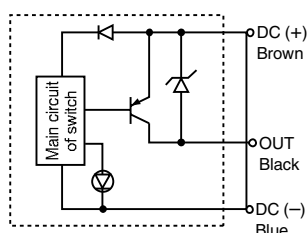
Note 2) Refer to page 1272 for lead wire lengths.

Auto Switch Internal Circuit

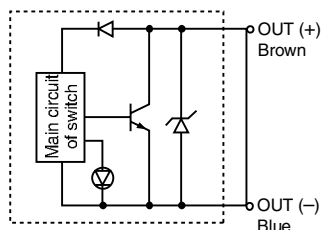
D-H7A1



D-H7A2



D-H7B



Mass

(g)

Auto switch model	D-H7A1	D-H7A2	D-H7B
Lead wire length (m)	0.5	13	11
	3	57	50
	5	92	81

Dimensions

(mm)

